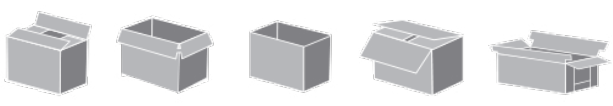


BI25 Bag Inserter

Pearson's BI25 is a servo-driven Bag Inserter operating at speeds of up to 25 cases per minute. A servo-controlled design improves bag handling versatility, increases component longevity and reduces expensive air consumption. Opposing vacuum plenums ensure consistent bag opening by grasping both sides of the bag simultaneously and pulling them in opposite directions. Cuffing fingers then contain the top perimeter of the bag as the vacuum releases. To enable fast feeding of bags, anti-static bars dissipate any built-up electricity and a hydraulic bag roll lift cart supports ergonomic replacement of heavy bag rolls.



Speed	up to 25 cases/min	
Min. Case Size Base Machine	9.5" (L) x 9.5" (W) x 10" (H)	Extended case size range available
Max. Case Size Base Machine	24" (L) x 17" (W) x 24" (H)	
Operation	Servo	
Changeover	Manual, supported by HMI graphical guided instructions and changeover map, scales, pointers, and quick release handles, 20 min (estimate for trained technician)	
Construction	Mild Steel Stainless Steel Low Pressure Washdown	
Machine Size Range (ft)	6 (L) x 8 (W) x 9 (H)	
Controls	Allen-Bradley CompactLogix PLC PackML Compliant PanelView Color HMI	
Air Requirements	80 PSI	
Power Requirements	460 VAC	
Disconnect Sizes	60 Amps	
Air Consumption	0.26 SCF/Cycle	
Full Load Amp Base Machine	38 Amps	
Case Support	 RSC Tablock RSC HSC FOL Bliss Shipper	

Standard Features

- HMI with User Centric Design
- Safety Redundancy with CAT 3
- Reliable Non-Contact Interlocks
- High-Visibility Machine Status
- Easily Accessible Grace Port
- Auxillary Operator Station
- Remote Access Support Capability
- Low Bag Roll Detect
- Hydraulic Bag Roll Lift Cart

Popular Upgrade Options

- Oversized and Undersized Case Support
- Additional Bag Roll
- Fitted Conveyor
- Fitted Mandrel
- Air Conditioner
- Low Temperature Environment
- Portability
- Plant Level Ethernet Connection

Resources

To view videos or download floorplans of the base machine, please click on the links



BI25 Bag Inserter
Floor Plan



Standard
Component
List



Ewon Remote
Access Router
Information




User Centric Design

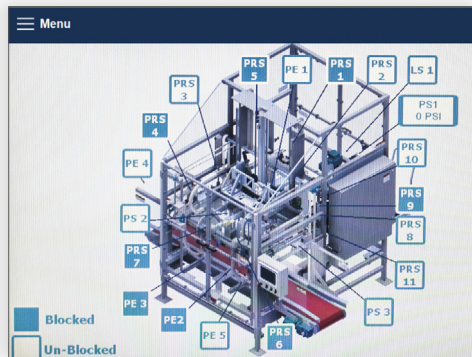
Minimize training time | Increase changeover and fault-recovery speed | Promote improved machine maintenance

Machine operators that perform their tasks independently free up maintenance time and keep lines running smoother. Yet frequent turnover, language barriers, and skill gaps in these positions pose significant challenges to operations teams asked to meet production goals while reducing costs in the process. Pearson's User Centric Design is there to help.


With an uncluttered design, intuitive navigation, interactive guides, live sensor maps and advanced maintenance features, the HMI has morphed into a personal assistant.



Main Navigation



Sensor Map Screen



Changeover Instructions



**Not just a
great product
but a reliable
partner**

- Find reliable, thought-out solutions based on 60 years of experience | 30 years of robotic integration
- Expect a rugged machine design optimized for high-volume 24/7 operations
- Optimally support a high-turnover labor force with an intuitive Human Machine Interface (HMI)
- Benefit from a uniform user interface for your erecting, packing, sealing, and palletizing equipment
- Experience premier industry lead-times for faster delivery and shorter down-payment cycles
- Depend on our project managers to provide ongoing visibility to meet delivery timelines and budgets
- Count on comprehensive sales, aftermarket, and service support
- Rely on extensively trained and FANUC Certified technicians to service your equipment
- Always lean on us for 24/7 live service support